

QUARTERLY STATEMENT

OF THE

ENACT FINANCIAL ASSURANCE CORPORATION

TO THE

Insurance Department

OF THE

STATE OF

**FOR THE QUARTER ENDED
SEPTEMBER 30, 2024**

PROPERTY AND CASUALTY

2024



PROPERTY AND CASUALTY COMPANIES - ASSOCIATION EDITION

QUARTERLY STATEMENT

AS OF SEPTEMBER 30, 2024

OF THE CONDITION AND AFFAIRS OF THE

Enact Financial Assurance Corporation

NAIC Group Code 4011 4011 NAIC Company Code 37095 Employer's ID Number 56-1775870
(Current) (Prior)

Organized under the Laws of North Carolina, State of Domicile or Port of Entry NC

Country of Domicile United States of America

Incorporated/Organized 06/12/1992 Commenced Business 07/01/1992

Statutory Home Office 8325 Six Forks Road, Raleigh, NC, US 27615
(Street and Number) (City or Town, State, Country and Zip Code)

Main Administrative Office 8325 Six Forks Road
(Street and Number)
Raleigh, NC, US 27615, 919-846-4100
(City or Town, State, Country and Zip Code) (Area Code) (Telephone Number)

Mail Address 8325 Six Forks Road, Raleigh, NC, US 27615
(Street and Number or P.O. Box) (City or Town, State, Country and Zip Code)

Primary Location of Books and Records 8325 Six Forks Road
(Street and Number)
Raleigh, NC, US 27615, 919-846-4100
(City or Town, State, Country and Zip Code) (Area Code) (Telephone Number)

Internet Website Address www.enactmi.com

Statutory Statement Contact Jessica Carmen Tyson, 919-846-4331
(Name) (Area Code) (Telephone Number)
jessica.tyson@enactmi.com, 919-870-2369
(E-mail Address) (FAX Number)

OFFICERS

Chairperson of the Board, President & Chief Executive Officer Rohit Gupta
Senior Vice President, Chief Financial Officer & Treasurer Hardin Dean Mitchell
Senior Vice President, General Counsel & Secretary Evan Scott Stolove

OTHER

Michael Paul Derstine, SVP & Chief Risk Officer Neenu Sohi Kainth, SVP Susan Gumm Sullivan, SVP
Matthew Robert Young, SVP

DIRECTORS OR TRUSTEES

Michael Paul Derstine Anthony Todd Guarino Rohit Gupta
Neenu Sohi Kainth Hardin Dean Mitchell Evan Scott Stolove

State of North Carolina SS:
County of Wake

The officers of this reporting entity being duly sworn, each depose and say that they are the described officers of said reporting entity, and that on the reporting period stated above, all of the herein described assets were the absolute property of the said reporting entity, free and clear from any liens or claims thereon, except as herein stated, and that this statement, together with related exhibits, schedules and explanations therein contained, annexed or referred to, is a full and true statement of all the assets and liabilities and of the condition and affairs of the said reporting entity as of the reporting period stated above, and of its income and deductions therefrom for the period ended, and have been completed in accordance with the NAIC Annual Statement Instructions and Accounting Practices and Procedures manual except to the extent that: (1) state law may differ; or, (2) that state rules or regulations require differences in reporting not related to accounting practices and procedures, according to the best of their information, knowledge and belief, respectively. Furthermore, the scope of this attestation by the described officers also includes the related corresponding electronic filing with the NAIC, when required, that is an exact copy (except for formatting differences due to electronic filing) of the enclosed statement. The electronic filing may be requested by various regulators in lieu of or in addition to the enclosed statement.

Rohit Gupta Evan Scott Stolove Hardin Dean Mitchell
Chairperson of the Board, President & Chief Executive Officer Senior Vice President, General Counsel & Secretary Senior Vice President, Chief Financial Officer & Treasurer

Subscribed and sworn to before me this _____ day of _____
a. Is this an original filing? Yes [X] No []
b. If no,
1. State the amendment number.....
2. Date filed
3. Number of pages attached.....

STATEMENT AS OF SEPTEMBER 30, 2024 OF THE ENACT FINANCIAL ASSURANCE CORPORATION

ASSETS

	Current Statement Date			4 December 31 Prior Year Net Admitted Assets
	1 Assets	2 Nonadmitted Assets	3 Net Admitted Assets (Cols. 1 - 2)	
1. Bonds	8,202,039		8,202,039	8,303,951
2. Stocks:				
2.1 Preferred stocks			0	0
2.2 Common stocks			0	0
3. Mortgage loans on real estate:				
3.1 First liens			0	0
3.2 Other than first liens.....			0	0
4. Real estate:				
4.1 Properties occupied by the company (less \$ encumbrances)			0	0
4.2 Properties held for the production of income (less \$ encumbrances)			0	0
4.3 Properties held for sale (less \$ encumbrances)			0	0
5. Cash (\$ 62,775), cash equivalents (\$ 2,041,500) and short-term investments (\$)	2,104,275		2,104,275	1,895,013
6. Contract loans (including \$ premium notes)			0	0
7. Derivatives			0	0
8. Other invested assets			0	0
9. Receivables for securities			0	0
10. Securities lending reinvested collateral assets			0	0
11. Aggregate write-ins for invested assets	0	0	0	0
12. Subtotals, cash and invested assets (Lines 1 to 11)	10,306,314	0	10,306,314	10,198,964
13. Title plants less \$ charged off (for Title insurers only)			0	0
14. Investment income due and accrued	37,374		37,374	62,035
15. Premiums and considerations:				
15.1 Uncollected premiums and agents' balances in the course of collection			0	0
15.2 Deferred premiums, agents' balances and installments booked but deferred and not yet due (including \$ earned but unbilled premiums)			0	0
15.3 Accrued retrospective premiums (\$) and contracts subject to redetermination (\$)			0	0
16. Reinsurance:				
16.1 Amounts recoverable from reinsurers			0	0
16.2 Funds held by or deposited with reinsured companies			0	0
16.3 Other amounts receivable under reinsurance contracts			0	0
17. Amounts receivable relating to uninsured plans			0	0
18.1 Current federal and foreign income tax recoverable and interest thereon			0	0
18.2 Net deferred tax asset			0	0
19. Guaranty funds receivable or on deposit			0	0
20. Electronic data processing equipment and software			0	0
21. Furniture and equipment, including health care delivery assets (\$)			0	0
22. Net adjustment in assets and liabilities due to foreign exchange rates			0	0
23. Receivables from parent, subsidiaries and affiliates			0	0
24. Health care (\$) and other amounts receivable			0	0
25. Aggregate write-ins for other than invested assets	0	0	0	0
26. Total assets excluding Separate Accounts, Segregated Accounts and Protected Cell Accounts (Lines 12 to 25)	10,343,688	0	10,343,688	10,260,999
27. From Separate Accounts, Segregated Accounts and Protected Cell Accounts			0	0
28. Total (Lines 26 and 27)	10,343,688	0	10,343,688	10,260,999
DETAILS OF WRITE-INS				
1101.				
1102.				
1103.				
1198. Summary of remaining write-ins for Line 11 from overflow page	0	0	0	0
1199. Totals (Lines 1101 through 1103 plus 1198)(Line 11 above)	0	0	0	0
2501.				
2502.				
2503.				
2598. Summary of remaining write-ins for Line 25 from overflow page	0	0	0	0
2599. Totals (Lines 2501 through 2503 plus 2598)(Line 25 above)	0	0	0	0

STATEMENT AS OF SEPTEMBER 30, 2024 OF THE ENACT FINANCIAL ASSURANCE CORPORATION

LIABILITIES, SURPLUS AND OTHER FUNDS

	1 Current Statement Date	2 December 31, Prior Year
1. Losses (current accident year \$)		
2. Reinsurance payable on paid losses and loss adjustment expenses		0
3. Loss adjustment expenses		
4. Commissions payable, contingent commissions and other similar charges		
5. Other expenses (excluding taxes, licenses and fees)	212	
6. Taxes, licenses and fees (excluding federal and foreign income taxes)	8	11,184
7.1 Current federal and foreign income taxes (including \$ 351 on realized capital gains (losses))	24,595	24,740
7.2 Net deferred tax liability	14,859	12,057
8. Borrowed money \$ and interest thereon \$		
9. Unearned premiums (after deducting unearned premiums for ceded reinsurance of \$ and including warranty reserves of \$ and accrued accident and health experience rating refunds including \$ for medical loss ratio rebate per the Public Health Service Act)		
10. Advance premium		
11. Dividends declared and unpaid:		
11.1 Stockholders		
11.2 Policyholders		
12. Ceded reinsurance premiums payable (net of ceding commissions)		0
13. Funds held by company under reinsurance treaties		0
14. Amounts withheld or retained by company for account of others		
15. Remittances and items not allocated		
16. Provision for reinsurance (including \$ certified)		0
17. Net adjustments in assets and liabilities due to foreign exchange rates		
18. Drafts outstanding		
19. Payable to parent, subsidiaries and affiliates	4,640	5,945
20. Derivatives	0	0
21. Payable for securities		
22. Payable for securities lending		
23. Liability for amounts held under uninsured plans		
24. Capital notes \$ and interest thereon \$		
25. Aggregate write-ins for liabilities	0	0
26. Total liabilities excluding protected cell liabilities (Lines 1 through 25)	44,314	53,926
27. Protected cell liabilities		
28. Total liabilities (Lines 26 and 27)	44,314	53,926
29. Aggregate write-ins for special surplus funds	0	0
30. Common capital stock	2,500,000	2,500,000
31. Preferred capital stock		
32. Aggregate write-ins for other than special surplus funds	0	0
33. Surplus notes		
34. Gross paid in and contributed surplus	6,267,727	6,267,727
35. Unassigned funds (surplus)	1,531,647	1,439,346
36. Less treasury stock, at cost:		
36.1 shares common (value included in Line 30 \$)		
36.2 shares preferred (value included in Line 31 \$)		
37. Surplus as regards policyholders (Lines 29 to 35, less 36)	10,299,374	10,207,073
38. Totals (Page 2, Line 28, Col. 3)	10,343,688	10,260,999
DETAILS OF WRITE-INS		
2501.		
2502.		
2503.		
2598. Summary of remaining write-ins for Line 25 from overflow page	0	0
2599. Totals (Lines 2501 through 2503 plus 2598)(Line 25 above)	0	0
2901.		
2902.		
2903.		
2998. Summary of remaining write-ins for Line 29 from overflow page	0	0
2999. Totals (Lines 2901 through 2903 plus 2998)(Line 29 above)	0	0
3201.		
3202.		
3203.		
3298. Summary of remaining write-ins for Line 32 from overflow page	0	0
3299. Totals (Lines 3201 through 3203 plus 3298)(Line 32 above)	0	0

STATEMENT AS OF SEPTEMBER 30, 2024 OF THE ENACT FINANCIAL ASSURANCE CORPORATION

STATEMENT OF INCOME

	1 Current Year to Date	2 Prior Year to Date	3 Prior Year Ended December 31
UNDERWRITING INCOME			
1. Premiums earned:			
1.1 Direct (written \$)			0
1.2 Assumed (written \$)			0
1.3 Ceded (written \$)			0
1.4 Net (written \$ 0)	0	0	0
DEDUCTIONS:			
2. Losses incurred (current accident year \$):			
2.1 Direct			0
2.2 Assumed			0
2.3 Ceded			0
2.4 Net	0	0	0
3. Loss adjustment expenses incurred			
4. Other underwriting expenses incurred	117,455	134,650	160,436
5. Aggregate write-ins for underwriting deductions	0	0	0
6. Total underwriting deductions (Lines 2 through 5)	117,455	134,650	160,436
7. Net income of protected cells			
8. Net underwriting gain (loss) (Line 1 minus Line 6 + Line 7)	(117,455)	(134,650)	(160,436)
INVESTMENT INCOME			
9. Net investment income earned	237,154	205,948	284,099
10. Net realized capital gains (losses) less capital gains tax of \$ 351	(351)	(123)	(123)
11. Net investment gain (loss) (Lines 9 + 10)	236,803	205,825	283,976
OTHER INCOME			
12. Net gain or (loss) from agents' or premium balances charged off (amount recovered \$ amount charged off \$)	0	0	0
13. Finance and service charges not included in premiums			
14. Aggregate write-ins for miscellaneous income	0	0	0
15. Total other income (Lines 12 through 14)	0	0	0
16. Net income before dividends to policyholders, after capital gains tax and before all other federal and foreign income taxes (Lines 8 + 11 + 15)	119,348	71,175	123,540
17. Dividends to policyholders			
18. Net income, after dividends to policyholders, after capital gains tax and before all other federal and foreign income taxes (Line 16 minus Line 17)	119,348	71,175	123,540
19. Federal and foreign income taxes incurred	24,245	14,545	24,617
20. Net income (Line 18 minus Line 19)(to Line 22)	95,103	56,630	98,923
CAPITAL AND SURPLUS ACCOUNT			
21. Surplus as regards policyholders, December 31 prior year	10,207,073	10,110,933	10,110,933
22. Net income (from Line 20)	95,103	56,630	98,923
23. Net transfers (to) from Protected Cell accounts			
24. Change in net unrealized capital gains (losses) less capital gains tax of \$			
25. Change in net unrealized foreign exchange capital gain (loss)			
26. Change in net deferred income tax	(2,802)	(2,005)	(2,940)
27. Change in nonadmitted assets	0	(1,375)	157
28. Change in provision for reinsurance			0
29. Change in surplus notes			
30. Surplus (contributed to) withdrawn from protected cells			
31. Cumulative effect of changes in accounting principles			
32. Capital changes:			
32.1 Paid in			
32.2 Transferred from surplus (Stock Dividend)			
32.3 Transferred to surplus			
33. Surplus adjustments:			
33.1 Paid in	0	0	0
33.2 Transferred to capital (Stock Dividend)			
33.3 Transferred from capital			
34. Net remittances from or (to) Home Office			
35. Dividends to stockholders			
36. Change in treasury stock			0
37. Aggregate write-ins for gains and losses in surplus	0	0	0
38. Change in surplus as regards policyholders (Lines 22 through 37).....	92,301	53,250	96,140
39. Surplus as regards policyholders, as of statement date (Lines 21 plus 38)	10,299,374	10,164,183	10,207,073
DETAILS OF WRITE-INS			
0501.			
0502.			
0503.			
0598. Summary of remaining write-ins for Line 5 from overflow page	0	0	0
0599. Totals (Lines 0501 through 0503 plus 0598)(Line 5 above)	0	0	0
1401.			
1402.			
1403.			
1498. Summary of remaining write-ins for Line 14 from overflow page	0	0	0
1499. Totals (Lines 1401 through 1403 plus 1498)(Line 14 above)	0	0	0
3701.			
3702.			
3703.			
3798. Summary of remaining write-ins for Line 37 from overflow page	0	0	0
3799. Totals (Lines 3701 through 3703 plus 3798)(Line 37 above)	0	0	0

STATEMENT AS OF SEPTEMBER 30, 2024 OF THE ENACT FINANCIAL ASSURANCE CORPORATION

CASH FLOW

	1 Current Year To Date	2 Prior Year To Date	3 Prior Year Ended December 31
Cash from Operations			
1. Premiums collected net of reinsurance	0	0	0
2. Net investment income	245,502	216,577	265,034
3. Miscellaneous income	0	0	0
4. Total (Lines 1 to 3)	245,502	216,577	265,034
5. Benefit and loss related payments	0	0	0
6. Net transfers to Separate Accounts, Segregated Accounts and Protected Cell Accounts	0	0	0
7. Commissions, expenses paid and aggregate write-ins for deductions	128,419	136,231	149,382
8. Dividends paid to policyholders	0	0	0
9. Federal and foreign income taxes paid (recovered) net of \$ 123 tax on capital gains (losses)	24,741	15,391	15,390
10. Total (Lines 5 through 9)	153,160	151,622	164,772
11. Net cash from operations (Line 4 minus Line 10)	92,342	64,955	100,262
Cash from Investments			
12. Proceeds from investments sold, matured or repaid:			
12.1 Bonds	709,465	609,318	618,709
12.2 Stocks	0	0	0
12.3 Mortgage loans	0	0	0
12.4 Real estate	0	0	0
12.5 Other invested assets	0	0	0
12.6 Net gains or (losses) on cash, cash equivalents and short-term investments	0	0	0
12.7 Miscellaneous proceeds	0	0	0
12.8 Total investment proceeds (Lines 12.1 to 12.7)	709,465	609,318	618,709
13. Cost of investments acquired (long-term only):			
13.1 Bonds	591,240	690,336	690,336
13.2 Stocks	0	0	0
13.3 Mortgage loans	0	0	0
13.4 Real estate	0	0	0
13.5 Other invested assets	0	0	0
13.6 Miscellaneous applications	0	0	0
13.7 Total investments acquired (Lines 13.1 to 13.6)	591,240	690,336	690,336
14. Net increase (or decrease) in contract loans and premium notes	0	0	0
15. Net cash from investments (Line 12.8 minus Line 13.7 and Line 14)	118,225	(81,018)	(71,627)
Cash from Financing and Miscellaneous Sources			
16. Cash provided (applied):			
16.1 Surplus notes, capital notes	0	0	0
16.2 Capital and paid in surplus, less treasury stock	0	0	0
16.3 Borrowed funds	0	0	0
16.4 Net deposits on deposit-type contracts and other insurance liabilities	0	0	0
16.5 Dividends to stockholders	0	0	0
16.6 Other cash provided (applied)	(1,305)	2,580	2,545
17. Net cash from financing and miscellaneous sources (Line 16.1 through Line 16.4 minus Line 16.5 plus Line 16.6)	(1,305)	2,580	2,545
RECONCILIATION OF CASH, CASH EQUIVALENTS AND SHORT-TERM INVESTMENTS			
18. Net change in cash, cash equivalents and short-term investments (Line 11, plus Lines 15 and 17)	209,262	(13,483)	31,180
19. Cash, cash equivalents and short-term investments:			
19.1 Beginning of year	1,895,013	1,863,833	1,863,833
19.2 End of period (Line 18 plus Line 19.1)	2,104,275	1,850,350	1,895,013

Note: Supplemental disclosures of cash flow information for non-cash transactions:

--	--	--	--

NOTES TO FINANCIAL STATEMENTS

Note 1. - Summary of Significant Accounting Policies and Going Concern

A. Accounting Practices

The accompanying financial statements of Enact Financial Assurance Corporation (the "Company") have been prepared on the basis of accounting practices prescribed by the North Carolina Department of Insurance ("NCDOL"). The state of North Carolina requires insurance companies domiciled in the state of North Carolina to prepare their statutory financial statements in accordance with the National Association of Insurance Commissioners' ("NAIC") Accounting Practices and Procedures Manual subject to any deviations prescribed or permitted by the NCDOL.

	SSAP #	F/S Page	F/S Line #	2024	2023
NET INCOME					
1. State Basis (Page 4, Line 20, Columns 1&3)	XXX	XXX	XXX	\$ 95,103	\$ 98,923
2. State Prescribed Practices that increase/(decrease) NAIC SAP					
3. State Permitted Practices that increase/(decrease) NAIC SAP					
4. NAIC SAP (1-2-3=4)	XXX	XXX	XXX	\$ 95,103	\$ 98,923
SURPLUS					
5. State Basis (Page 3, Line 37, Columns 1&2)	XXX	XXX	XXX	\$ 10,299,374	\$ 10,207,073
6. State Prescribed Practices that increase/(decrease) NAIC SAP					
7. State Permitted Practices that increase/(decrease) NAIC SAP					
8. NAIC SAP (5-6-7=8)	XXX	XXX	XXX	\$ 10,299,374	\$ 10,207,073

B. No significant change.

C. Accounting Policies

Loan-backed bonds and structured securities ("LBaSS") other than non-agency residential mortgage-backed securities are stated at amortized cost using the modified scientific method, except where NAIC designation has fallen to 3 or below and the fair value has fallen below amortized cost, in which case they are stated at fair value. Amortization of LBaSS is based on prepayment assumptions that are updated at least annually. Significant changes of estimated cash flows from original purchase assumptions are accounted for using the retrospective adjustment method for all such securities, except for securities for which the Company recorded other-than-temporary impairment charges. In such instances, the prospective method is used.

D. Going Concern

Based upon its evaluation of relevant conditions and events, management does not have substantial doubt about the Company's ability to continue as a going concern.

Note 2. - Accounting Changes and Corrections of Errors

No significant change.

Note 3. - Business Combinations and Goodwill

No significant change.

Note 4. - Discontinued Operations

No significant change.

Note 5. - Investments

A. - C. No significant change.

D. Loan-Backed Securities

1. Prepayment assumptions for single-class and multi-class mortgage-backed/asset-backed securities were obtained from broker dealer survey values or internal estimates.
2. The Company does not hold any securities for which other-than-temporary impairment has been recognized.
3. The Company does not hold any securities for which other-than-temporary impairment has been recognized.
4. All impaired securities (fair value is less than cost or amortized cost) for which an other-than-temporary impairment has not been recognized in earnings as a realized loss (including securities with a recognized other-than-temporary impairment for non-interest related declines when a non-recognized interest related impairment remains):

a. The aggregate amount of unrealized losses:

1. Less than 12 Months	\$	—
2. 12 Months or Longer	\$	22,596

b. The aggregate related fair value of securities with unrealized losses:

1. Less than 12 Months	\$	—
2. 12 Months or Longer	\$	172,128

E. Dollar Repurchase Agreements and/or Securities Lending Transactions
None

F. Repurchase Agreements Transactions Accounted for as Secured Borrowing
None

G. Reverse Repurchase Agreements Transactions Accounted for as Secured Borrowing
None

H. Repurchase Agreements Transactions Accounted for as a Sale
None

I. Reverse Repurchase Agreements Transactions Accounted for as a Sale
None

J. - L. No significant change.

M. Working Capital Finance Investments
None

N. Offsetting and Netting of Assets and Liabilities
None

O. 5GI Securities
None

NOTES TO FINANCIAL STATEMENTS

P. Short Sales
None

Q. Prepayment and Penalty and Acceleration Fees
None

R. The financial statements shall disclose the reporting entity's share of the cash pool by asset type
None

Note 6. - Joint Ventures, Partnerships and Limited Liability Companies

No significant change.

Note 7. - Investment Income

No significant change.

Note 8. - Derivative Instruments

No significant change.

Note 9. - Income Taxes

In August 2022, the Inflation Reduction Act of 2022 ("Act") was passed by the U.S. Congress and signed into law by President Biden. The Act includes a new Federal corporate alternative minimum tax ("CAMT"), effective in 2023, that is based on the adjusted financial statement income ("AFSI") set forth on the applicable financial statement ("AFS") of an applicable corporation. A corporation is an applicable corporation if its rolling average pre-tax AFSI over three prior years (starting with 2020-2022) is greater than \$1.0 billion. For a group of related entities, the \$1.0 billion threshold is determined on a group basis, and the group's AFS is generally treated as the AFS for all separate taxpayers in the group. Except under limited circumstances, once a corporation is an applicable corporation, it is an applicable corporation in all future years.

An applicable corporation is not automatically subject to a CAMT liability. The corporation's tentative CAMT liability is equal to 15% of its adjusted AFSI, and CAMT is payable to the extent the tentative CAMT liability exceeds regular corporate income tax. However, any CAMT paid would be indefinitely available as a credit carryover that could reduce future regular tax in excess of CAMT. The controlled group of corporations of which the Company is a member were not an applicable corporation in 2023 and will likely not be an applicable corporation in 2024. The Company intends to amend its tax sharing agreement in 2025 to reflect CAMT.

Note 10. - Information Concerning Parent, Subsidiaries, Affiliates and Other Related Parties

No significant change.

Note 11. - Debt

None

Note 12. - Retirement Plans, Deferred Compensation, Postemployment Benefits and Compensated Absences and Other Postretirement Benefit Plans

A. Defined Benefit Plans

The Company does not have any employees.

B. - I. No significant change.

Note 13. - Capital and Surplus, Dividend Restrictions and Quasi-Reorganizations

No significant change.

Note 14. - Liabilities, Contingencies and Assessments

A. - F. No significant change.

G. Other Contingencies

The Company had no admitted assets in uncollected premiums as of September 30, 2024.

The Company had no material noninsurance contingencies as of September 30, 2024.

Note 15. - Leases

No significant change.

Note 16. - Information About Financial Instruments with Off-Balance Sheet Risk and Financial Instruments with Concentrations of Credit Risk

No significant change.

Note 17. - Sale, Transfer and Servicing of Financial Assets and Extinguishments of Liabilities

A. No significant change.

B. Transfers and Servicing of Financial Assets

None

C. Wash Sales

None

Note 18. - Gain or Loss to the Reporting Entity from Uninsured Plans and the Uninsured Portion of Partially Insured Plans

No significant change.

Note 19. - Direct Premiums Written / Produced by Managing General Agents/Third Party Administrators

No significant change.

Note 20. - Fair Value Measurements

A. Assets and Liabilities Measured at Fair Value

None

B. Other Fair Value Disclosures

None

NOTES TO FINANCIAL STATEMENTS

C. Aggregate Fair Value for All Financial Instruments

The following tables set forth the Company's assets' Fair Value, Admitted Amount and Level of Fair Value Amounts as of September 30, 2024:

Description	Aggregate Fair Value	Admitted Assets	Level 1	Level 2	Level 3	Net Asset Value (NAV)	Not Practicable (CV)
Bonds	\$ 7,842,944	\$ 8,202,039	\$ —	\$ 7,842,944	\$ —	\$ —	\$ —
Cash equivalents	2,041,500	2,041,500	2,041,500	—	—	—	—
Total Assets	\$ 9,884,444	\$ 10,243,539	\$ 2,041,500	\$ 7,842,944	\$ —	\$ —	\$ —

The following tables set forth the Company's assets' Fair Value, Admitted Amount and Level of Fair Value Amounts as of December 31, 2023:

Description	Aggregate Fair Value	Admitted Assets	Level 1	Level 2	Level 3	Net Asset Value (NAV)	Not Practicable (CV)
Bonds	\$ 7,733,674	\$ 8,303,951	\$ —	\$ 7,733,674	\$ —	\$ —	\$ —
Cash equivalents	1,846,500	1,846,500	1,846,500	—	—	—	—
Total Assets	\$ 9,580,174	\$ 10,150,451	\$ 1,846,500	\$ 7,733,674	\$ —	\$ —	\$ —

D. Financial Instruments Where Fair Value Not Practical

None

Note 21. - Other Items

No significant change.

Note 22. - Events Subsequent

None. Subsequent events have been considered through November 8, 2024.

Note 23. - Reinsurance

No significant change.

Note 24. - Retrospectively Rated Contracts and Contracts Subject to Redetermination

A - E. No significant change.

F. Risk-Sharing Provisions of the Affordable Care Act (ACA)

Did the reporting entity write accident and health insurance premium which is subject to the Affordable Care Act risk-sharing provisions? NO

Note 25. - Changes in Incurred Losses and Loss Adjustment Expenses

None

Note 26. - Intercompany Pooling Arrangements

No significant change.

Note 27. - Structured Settlements

No significant change.

Note 28. - Health Care Receivables

No significant change.

Note 29. - Participating Policies

No significant change.

Note 30. - Premium Deficiency Reserves

No significant change.

Note 31. - High Deductibles

No significant change.

Note 32. - Discounting of Liabilities for Unpaid Losses or Unpaid Loss Adjustment Expenses

No significant change.

Note 33. - Asbestos/Environmental Reserves

No significant change.

Note 34. - Subscriber Savings Accounts

No significant change.

Note 35. - Multiple Peril Corp Insurance

No significant change.

Note 36. - Financial Guaranty Insurance

None

GENERAL INTERROGATORIES

PART 1 - COMMON INTERROGATORIES

GENERAL

- 1.1 Did the reporting entity experience any material transactions requiring the filing of Disclosure of Material Transactions with the State of Domicile, as required by the Model Act? Yes [] No [X]
- 1.2 If yes, has the report been filed with the domiciliary state? Yes [] No []
- 2.1 Has any change been made during the year of this statement in the charter, by-laws, articles of incorporation, or deed of settlement of the reporting entity? Yes [] No [X]
- 2.2 If yes, date of change:
- 3.1 Is the reporting entity a member of an Insurance Holding Company System consisting of two or more affiliated persons, one or more of which is an insurer? Yes [X] No []
If yes, complete Schedule Y, Parts 1 and 1A.
- 3.2 Have there been any substantial changes in the organizational chart since the prior quarter end? Yes [] No [X]
- 3.3 If the response to 3.2 is yes, provide a brief description of those changes.
.....
- 3.4 Is the reporting entity publicly traded or a member of a publicly traded group? Yes [X] No []
- 3.5 If the response to 3.4 is yes, provide the CIK (Central Index Key) code issued by the SEC for the entity/group. 1276520
- 4.1 Has the reporting entity been a party to a merger or consolidation during the period covered by this statement? Yes [] No [X]
- 4.2 If yes, provide the name of the entity, NAIC Company Code, and state of domicile (use two letter state abbreviation) for any entity that has ceased to exist as a result of the merger or consolidation.

1	2	3
Name of Entity	NAIC Company Code	State of Domicile

5. If the reporting entity is subject to a management agreement, including third-party administrator(s), managing general agent(s), attorney-in-fact, or similar agreement, have there been any significant changes regarding the terms of the agreement or principals involved? Yes [] No [X] N/A []
If yes, attach an explanation.
.....
- 6.1 State as of what date the latest financial examination of the reporting entity was made or is being made. 12/31/2021
- 6.2 State the as of date that the latest financial examination report became available from either the state of domicile or the reporting entity. This date should be the date of the examined balance sheet and not the date the report was completed or released. 12/31/2021
- 6.3 State as of what date the latest financial examination report became available to other states or the public from either the state of domicile or the reporting entity. This is the release date or completion date of the examination report and not the date of the examination (balance sheet date). 06/14/2023
- 6.4 By what department or departments?
North Carolina Department of Insurance
- 6.5 Have all financial statement adjustments within the latest financial examination report been accounted for in a subsequent financial statement filed with Departments? Yes [] No [] N/A [X]
- 6.6 Have all of the recommendations within the latest financial examination report been complied with? Yes [X] No [] N/A []
- 7.1 Has this reporting entity had any Certificates of Authority, licenses or registrations (including corporate registration, if applicable) suspended or revoked by any governmental entity during the reporting period? Yes [] No [X]
- 7.2 If yes, give full information:
.....
- 8.1 Is the company a subsidiary of a bank holding company regulated by the Federal Reserve Board? Yes [] No [X]
- 8.2 If response to 8.1 is yes, please identify the name of the bank holding company.
.....
- 8.3 Is the company affiliated with one or more banks, thrifts or securities firms? Yes [] No [X]
- 8.4 If response to 8.3 is yes, please provide below the names and location (city and state of the main office) of any affiliates regulated by a federal regulatory services agency [i.e. the Federal Reserve Board (FRB), the Office of the Comptroller of the Currency (OCC), the Federal Deposit Insurance Corporation (FDIC) and the Securities Exchange Commission (SEC)] and identify the affiliate's primary federal regulator.

1	2	3	4	5	6
Affiliate Name	Location (City, State)	FRB	OCC	FDIC	SEC

GENERAL INTERROGATORIES

- 9.1 Are the senior officers (principal executive officer, principal financial officer, principal accounting officer or controller, or persons performing similar functions) of the reporting entity subject to a code of ethics, which includes the following standards? Yes [] No []
- (a) Honest and ethical conduct, including the ethical handling of actual or apparent conflicts of interest between personal and professional relationships;
- (b) Full, fair, accurate, timely and understandable disclosure in the periodic reports required to be filed by the reporting entity;
- (c) Compliance with applicable governmental laws, rules and regulations;
- (d) The prompt internal reporting of violations to an appropriate person or persons identified in the code; and
- (e) Accountability for adherence to the code.
- 9.11 If the response to 9.1 is No, please explain:
.....
- 9.2 Has the code of ethics for senior managers been amended? Yes [] No []
- 9.21 If the response to 9.2 is Yes, provide information related to amendment(s).
.....
- 9.3 Have any provisions of the code of ethics been waived for any of the specified officers? Yes [] No []
- 9.31 If the response to 9.3 is Yes, provide the nature of any waiver(s).
.....

FINANCIAL

- 10.1 Does the reporting entity report any amounts due from parent, subsidiaries or affiliates on Page 2 of this statement? Yes [] No []
- 10.2 If yes, indicate any amounts receivable from parent included in the Page 2 amount: \$

INVESTMENT

- 11.1 Were any of the stocks, bonds, or other assets of the reporting entity loaned, placed under option agreement, or otherwise made available for use by another person? (Exclude securities under securities lending agreements.) Yes [] No []
- 11.2 If yes, give full and complete information relating thereto:
.....
12. Amount of real estate and mortgages held in other invested assets in Schedule BA: \$ 0
13. Amount of real estate and mortgages held in short-term investments: \$ 0
- 14.1 Does the reporting entity have any investments in parent, subsidiaries and affiliates? Yes [] No []
- 14.2 If yes, please complete the following:
- | | 1
Prior Year-End
Book/Adjusted
Carrying Value | 2
Current Quarter
Book/Adjusted
Carrying Value |
|---|--|---|
| 14.21 Bonds | \$ 0 | \$ 0 |
| 14.22 Preferred Stock | \$ 0 | \$ 0 |
| 14.23 Common Stock | \$ 0 | \$ 0 |
| 14.24 Short-Term Investments | \$ 0 | \$ 0 |
| 14.25 Mortgage Loans on Real Estate | \$ 0 | \$ 0 |
| 14.26 All Other | \$ 0 | \$ 0 |
| 14.27 Total Investment in Parent, Subsidiaries and Affiliates (Subtotal Lines 14.21 to 14.26) | \$ 0 | \$ 0 |
| 14.28 Total Investment in Parent included in Lines 14.21 to 14.26 above | \$ | \$ |
- 15.1 Has the reporting entity entered into any hedging transactions reported on Schedule DB? Yes [] No []
- 15.2 If yes, has a comprehensive description of the hedging program been made available to the domiciliary state? Yes [] No [] N/A []
If no, attach a description with this statement.
.....
16. For the reporting entity's security lending program, state the amount of the following as of the current statement date:
- 16.1 Total fair value of reinvested collateral assets reported on Schedule DL, Parts 1 and 2. \$ 0
- 16.2 Total book/adjusted carrying value of reinvested collateral assets reported on Schedule DL, Parts 1 and 2 \$ 0
- 16.3 Total payable for securities lending reported on the liability page. \$ 0

GENERAL INTERROGATORIES

17. Excluding items in Schedule E - Part 3 - Special Deposits, real estate, mortgage loans and investments held physically in the reporting entity's offices, vaults or safety deposit boxes, were all stocks, bonds and other securities, owned throughout the current year held pursuant to a custodial agreement with a qualified bank or trust company in accordance with Section 1, III - General Examination Considerations, F. Outsourcing of Critical Functions, Custodial or Safekeeping Agreements of the NAIC Financial Condition Examiners Handbook? Yes [X] No []
- 17.1 For all agreements that comply with the requirements of the NAIC Financial Condition Examiners Handbook, complete the following:

1 Name of Custodian(s)	2 Custodian Address
The Bank of New York Mellon	One Wall Street, New York, NY 10286

- 17.2 For all agreements that do not comply with the requirements of the NAIC Financial Condition Examiners Handbook, provide the name, location and a complete explanation:

1 Name(s)	2 Location(s)	3 Complete Explanation(s)

- 17.3 Have there been any changes, including name changes, in the custodian(s) identified in 17.1 during the current quarter? Yes [] No [X]

- 17.4 If yes, give full information relating thereto:

1 Old Custodian	2 New Custodian	3 Date of Change	4 Reason

- 17.5 Investment management – Identify all investment advisors, investment managers, broker/dealers, including individuals that have the authority to make investment decisions on behalf of the reporting entity. For assets that are managed internally by employees of the reporting entity, note as such. ["...that have access to the investment accounts"; "...handle securities"]

1 Name of Firm or Individual	2 Affiliation
Managed Internally	I.....

- 17.5097 For those firms/individuals listed in the table for Question 17.5, do any firms/individuals unaffiliated with the reporting entity (i.e. designated with a "U") manage more than 10% of the reporting entity's invested assets?..... Yes [] No [X]

- 17.5098 For firms/individuals unaffiliated with the reporting entity (i.e. designated with a "U") listed in the table for Question 17.5, does the total assets under management aggregate to more than 50% of the reporting entity's invested assets?..... Yes [] No [X]

- 17.6 For those firms or individuals listed in the table for 17.5 with an affiliation code of "A" (affiliated) or "U" (unaffiliated), provide the information for the table below.

1 Central Registration Depository Number	2 Name of Firm or Individual	3 Legal Entity Identifier (LEI)	4 Registered With	5 Investment Management Agreement (IMA) Filed

- 18.1 Have all the filing requirements of the Purposes and Procedures Manual of the NAIC Investment Analysis Office been followed? Yes [X] No []

- 18.2 If no, list exceptions:

19. By self-designating 5GI securities, the reporting entity is certifying the following elements for each self-designated 5GI security:
- a. Documentation necessary to permit a full credit analysis of the security does not exist or an NAIC CRP credit rating for an FE or PL security is not available.
 - b. Issuer or obligor is current on all contracted interest and principal payments.
 - c. The insurer has an actual expectation of ultimate payment of all contracted interest and principal.
- Has the reporting entity self-designated 5GI securities? Yes [] No [X]

20. By self-designating PLGI securities, the reporting entity is certifying the following elements of each self-designated PLGI security:
- a. The security was purchased prior to January 1, 2018.
 - b. The reporting entity is holding capital commensurate with the NAIC Designation reported for the security.
 - c. The NAIC Designation was derived from the credit rating assigned by an NAIC CRP in its legal capacity as a NRSRO which is shown on a current private letter rating held by the insurer and available for examination by state insurance regulators.
 - d. The reporting entity is not permitted to share this credit rating of the PL security with the SVO.
- Has the reporting entity self-designated PLGI securities? Yes [] No [X]

21. By assigning FE to a Schedule BA non-registered private fund, the reporting entity is certifying the following elements of each self-designated FE fund:
- a. The shares were purchased prior to January 1, 2019.
 - b. The reporting entity is holding capital commensurate with the NAIC Designation reported for the security.
 - c. The security had a public credit rating(s) with annual surveillance assigned by an NAIC CRP in its legal capacity as an NRSRO prior to January 1, 2019.
 - d. The fund only or predominantly holds bonds in its portfolio.
 - e. The current reported NAIC Designation was derived from the public credit rating(s) with annual surveillance assigned by an NAIC CRP in its legal capacity as an NRSRO.
 - f. The public credit rating(s) with annual surveillance assigned by an NAIC CRP has not lapsed.
- Has the reporting entity assigned FE to Schedule BA non-registered private funds that complied with the above criteria? Yes [] No [X]

GENERAL INTERROGATORIES

PART 2 - PROPERTY & CASUALTY INTERROGATORIES

1. If the reporting entity is a member of a pooling arrangement, did the agreement or the reporting entity's participation change? Yes [] No [] N/A [X]
 If yes, attach an explanation.

2. Has the reporting entity reinsured any risk with any other reporting entity and agreed to release such entity from liability, in whole or in part, from any loss that may occur on the risk, or portion thereof, reinsured? Yes [] No [X]
 If yes, attach an explanation.

3.1 Have any of the reporting entity's primary reinsurance contracts been canceled? Yes [] No [X]

3.2 If yes, give full and complete information thereto.

4.1 Are any of the liabilities for unpaid losses and loss adjustment expenses other than certain workers' compensation tabular reserves (see Annual Statement Instructions pertaining to disclosure of discounting for definition of "tabular reserves") discounted at a rate of interest greater than zero? Yes [] No [X]

4.2 If yes, complete the following schedule:

			TOTAL DISCOUNT				DISCOUNT TAKEN DURING PERIOD			
1	2	3	4	5	6	7	8	9	10	11
Line of Business	Maximum Interest	Discount Rate	Unpaid Losses	Unpaid LAE	IBNR	TOTAL	Unpaid Losses	Unpaid LAE	IBNR	TOTAL
TOTAL			0	0	0	0	0	0	0	0

5. Operating Percentages:

5.1 A&H loss percent %

5.2 A&H cost containment percent %

5.3 A&H expense percent excluding cost containment expenses %

6.1 Do you act as a custodian for health savings accounts? Yes [] No [X]

6.2 If yes, please provide the amount of custodial funds held as of the reporting date \$.....

6.3 Do you act as an administrator for health savings accounts? Yes [] No [X]

6.4 If yes, please provide the balance of the funds administered as of the reporting date \$.....

7. Is the reporting entity licensed or chartered, registered, qualified, eligible or writing business in at least two states? Yes [X] No []

7.1 If no, does the reporting entity assume reinsurance business that covers risks residing in at least one state other than the state of domicile of the reporting entity? Yes [] No []

SCHEDULE F - CEDED REINSURANCE

Showing All New Reinsurers - Current Year to Date

1 NAIC Company Code	2 ID Number	3 Name of Reinsurer	4 Domiciliary Jurisdiction	5 Type of Reinsurer	6 Certified Reinsurer Rating (1 through 6)	7 Effective Date of Certified Reinsurer Rating
NONE						

STATEMENT AS OF SEPTEMBER 30, 2024 OF THE ENACT FINANCIAL ASSURANCE CORPORATION

SCHEDULE T - EXHIBIT OF PREMIUMS WRITTEN

Current Year to Date - Allocated by States and Territories


States, etc.	1 Active Status (a)	Direct Premiums Written		Direct Losses Paid (Deducting Salvage)		Direct Losses Unpaid	
		2 Current Year To Date	3 Prior Year To Date	4 Current Year To Date	5 Prior Year To Date	6 Current Year To Date	7 Prior Year To Date
1. Alabama AL	L						
2. Alaska AK	L						
3. Arizona AZ	L						
4. Arkansas AR	L						
5. California CA	N						
6. Colorado CO	L						
7. Connecticut CT	N						
8. Delaware DE	L						
9. District of Columbia DC	L						
10. Florida FL	L						
11. Georgia GA	L						
12. Hawaii HI	L						
13. Idaho ID	L						
14. Illinois IL	L						
15. Indiana IN	L						
16. Iowa IA	L						
17. Kansas KS	L						
18. Kentucky KY	L						
19. Louisiana LA	L						
20. Maine ME	N						
21. Maryland MD	L						
22. Massachusetts MA	N						
23. Michigan MI	L						
24. Minnesota MN	L						
25. Mississippi MS	L						
26. Missouri MO	L						
27. Montana MT	L						
28. Nebraska NE	L						
29. Nevada NV	L						
30. New Hampshire NH	L						
31. New Jersey NJ	L						
32. New Mexico NM	L						
33. New York NY	L						
34. North Carolina NC	L						
35. North Dakota ND	L						
36. Ohio OH	L						
37. Oklahoma OK	L						
38. Oregon OR	L						
39. Pennsylvania PA	L						
40. Rhode Island RI	L						
41. South Carolina SC	L						
42. South Dakota SD	L						
43. Tennessee TN	L						
44. Texas TX	L						
45. Utah UT	L						
46. Vermont VT	L						
47. Virginia VA	L						
48. Washington WA	N						
49. West Virginia WV	L						
50. Wisconsin WI	L						
51. Wyoming WY	N						
52. American Samoa AS	N						
53. Guam GU	N						
54. Puerto Rico PR	N						
55. U.S. Virgin Islands VI	N						
56. Northern Mariana Islands MP	N						
57. Canada CAN	N						
58. Aggregate Other Alien OT	XXX	0	0	0	0	0	0
59. Totals	XXX	0	0	0	0	0	0
DETAILS OF WRITE-INS							
58001.	XXX						
58002.	XXX						
58003.	XXX						
58998. Summary of remaining write-ins for Line 58 from overflow page	XXX	0	0	0	0	0	0
58999. Totals (Lines 58001 through 58003 plus 58998)(Line 58 above)	XXX	0	0	0	0	0	0

(a) Active Status Counts:

1. L - Licensed or Chartered - Licensed insurance carrier or domiciled RRG.....	45	4. Q - Qualified - Qualified or accredited reinsurer.....	0
2. R - Registered - Non-domiciled RRGs.....	0	5. D - Domestic Surplus Lines Insurer (DSL) - Reporting entities authorized to write surplus lines in the state of domicile.....	0
3. E - Eligible - Reporting entities eligible or approved to write surplus lines in the state (other than their state of domicile - see DSLI).....	0	6. N - None of the above - Not allowed to write business in the state.....	12

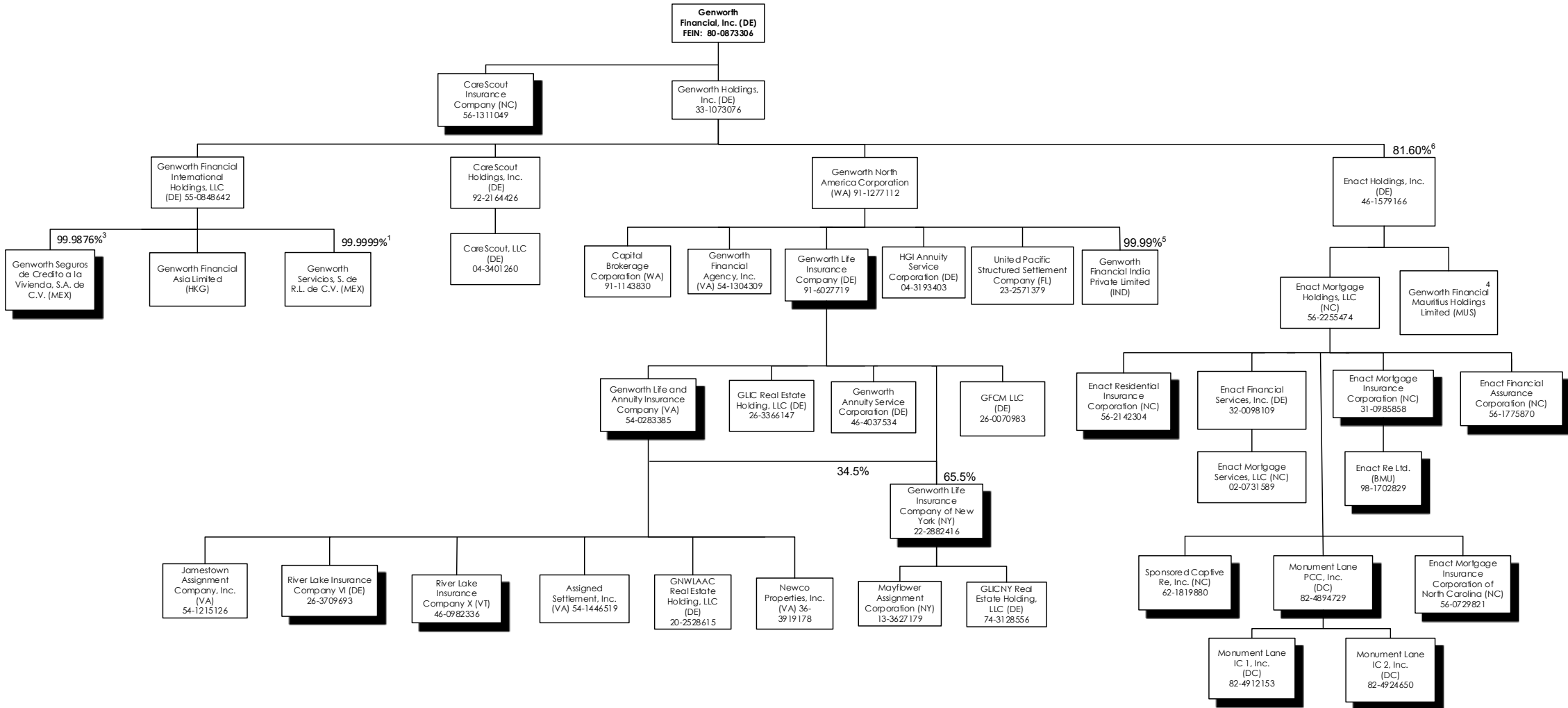
SCHEDULE Y – INFORMATION CONCERNING ACTIVITIES OF INSURER MEMBERS OF A HOLDING COMPANY GROUP
PART 1 – ORGANIZATIONAL CHART

Genworth Financial, Inc.
Global Organizational Chart
As of September 30, 2024
Common Stock Ownership Only - 100% unless otherwise indicated

 Denotes Insurance Company

Enact Foundation²
(NC) 88-3030341

Genworth
Foundation²
(VA) 20-3370235



Reflects capitalized companies only.
Does not include limited partnerships or investment companies whose shares are owned by individual investors or insurance companies.

¹.0001% owned by Genworth Holdings, Inc.

²No shareholders.

³0.0124% owned by Genworth Holdings, Inc.

⁴Minority Interest – Genworth Financial Mauritius Holdings Limited owns 42.20% of India Mortgage Guarantee Corporation Private Limited; Remainder owned by Joint Venture partners.

⁵.01% owned by Genworth Holdings, Inc.

⁶Remainder publicly owned.

STATEMENT AS OF SEPTEMBER 30, 2024 OF THE ENACT FINANCIAL ASSURANCE CORPORATION

SCHEDULE Y

PART 1A - DETAIL OF INSURANCE HOLDING COMPANY SYSTEM

1	2	3	4	5	6	7	8	9	10	11	12	13	14	15	16
Group Code	Group Name	NAIC Company Code	ID Number	Federal RSSD	CIK	Name of Securities Exchange if Publicly Traded (U.S. or International)	Names of Parent, Subsidiaries Or Affiliates	Domiciliary Location	Relationship to Reporting Entity	Directly Controlled by (Name of Entity/Person)	Type of Control (Ownership, Board, Management, Attorney-in-Fact, Influence, Other)	If Control is Ownership Provide Percentage	Ultimate Controlling Entity(ies)/Person(s)	Is an SCA Filing Required? (Yes/No)	*
		00000	54-1446519				Assigned Settlement, Inc.	VA	NIA	Genworth Life and Annuity Insurance Company	Ownership		Genworth Financial, Inc.	YES	
		00000	91-1143830				Capital Brokerage Corporation	WA	NIA	Genworth North America Corporation	Ownership		Genworth Financial, Inc.	NO	
		00000	04-3401260				CareScout, LLC	DE	NIA	Genworth North America Corporation	Ownership		Genworth Financial, Inc.	NO	
							CareScout Holdings, Inc.	DE	NIA	Genworth North America Corporation	Ownership		Genworth Financial, Inc.	NO	
.4011	Genworth Financial, Inc.	37095	56-1775870				Enact Financial Assurance Corporation	NC	IA	Enact Mortgage Holdings, LLC	Ownership		Genworth Financial, Inc.	NO	
		00000	32-0098109				Enact Financial Services, Inc.	DE	NIA	Enact Mortgage Holdings, LLC	Ownership		Genworth Financial, Inc.	NO	
		00000	46-1579166		0001823529	NASDAQ	Enact Holdings, Inc.	DE	NIA	Genworth Holdings, Inc.1	Ownership		Genworth Financial, Inc.	NO	1
		00000	46-1579166		0001823529	NASDAQ	Enact Holdings, Inc.	DE	NIA	Publicly Owned	Ownership		Genworth Financial, Inc.	NO	
		00000	56-2255474				Enact Mortgage Holdings, LLC	NC	NIA	Enact Holdings, Inc.	Ownership		Genworth Financial, Inc.	NO	
.4011	Genworth Financial, Inc.	38458	31-0985858				Enact Mortgage Insurance Corporation	NC	IA	Enact Mortgage Holdings, LLC	Ownership		Genworth Financial, Inc.	NO	
							Enact Mortgage Insurance Corporation of North Carolina	NC	IA	Enact Mortgage Holdings, LLC	Ownership		Genworth Financial, Inc.	NO	
.4011	Genworth Financial, Inc.	16675	56-0729821				Enact Residential Insurance Corporation	NC	IA	Enact Mortgage Holdings, LLC	Ownership		Genworth Financial, Inc.	NO	
.4011	Genworth Financial, Inc.	11049	56-2142304				Enact Mortgage Services, LLC	NC	NIA	Genworth Financial Services, Inc.	Ownership		Genworth Financial, Inc.	NO	
		00000	02-0731589				Enact Re Ltd.	BMU	NIA	Enact Mortgage Insurance Corporation	Ownership		Genworth Financial, Inc.	NO	
		00000	98-1702829				Genworth Annuity Service Corporation	DE	DS	Genworth Life Insurance Company	Ownership		Genworth Financial, Inc.	YES	
		00000	46-4037534				Genworth Financial Agency, Inc.	VA	NIA	Genworth North America Corporation	Ownership		Genworth Financial, Inc.	NO	
		00000	54-1304309				Genworth Financial Asia Limited	HKG	NIA	Genworth Financial International Holdings, LLC	Ownership		Genworth Financial, Inc.	NO	
		00000	80-0873306		0001276520	NYSE	Genworth Financial, Inc.	DE	UIP	Remainder publicly owned	Ownership		Genworth Financial, Inc.	NO	
		00000					Genworth Financial India Private Limited	IND	NIA	Genworth North America Corporation	Ownership		Genworth Financial, Inc.	NO	
		00000					Genworth Financial India Private Limited	IND	NIA	Genworth Holdings, Inc.	Ownership		Genworth Financial, Inc.	NO	
		00000	55-0848642				Genworth Financial International Holdings, LLC	DE	NIA	Genworth Holdings, Inc.	Ownership		Genworth Financial, Inc.	NO	
		00000					Genworth Financial Mauritius Holdings Limited	MUS	NIA	Enact Holdings, Inc.	Ownership		Genworth Financial, Inc.	NO	
		00000	33-1073076				Genworth Holdings, Inc.	DE	UIP	Genworth Financial, Inc.	Ownership		Genworth Financial, Inc.	NO	
.4011	Genworth Financial, Inc.	94072	56-1311049				Genworth Insurance Company	NC	IA	Genworth Financial, Inc.	Ownership		Genworth Financial, Inc.	NO	
.4011	Genworth Financial, Inc.	65536	54-0283385				Genworth Life and Annuity Insurance Company	VA	DS	Genworth Life Insurance Company	Ownership		Genworth Financial, Inc.	NO	
.4011	Genworth Financial, Inc.	70025	91-6027719				Genworth Life Insurance Company	DE	RE	Genworth North America Corporation	Ownership		Genworth Financial, Inc.	NO	
.4011	Genworth Financial, Inc.	72990	22-2882416				Genworth Life Insurance Company of New York	NY	DS	Genworth Life Insurance Company	Ownership		Genworth Financial, Inc.	NO	
.4011	Genworth Financial, Inc.	72990	22-2882416				Genworth Life Insurance Company of New York	NY	DS	Genworth Life and Annuity Insurance Company	Ownership		Genworth Financial, Inc.	NO	
		00000	91-1277112				Genworth North America Corporation	WA	UDP	Genworth Holdings, Inc.	Ownership		Genworth Financial, Inc.	NO	
		00000					Genworth Seguros de Credito a la Vivienda, S.A. de C.V.	MEX	IA	Genworth Financial International Holdings, LLC	Ownership		Genworth Financial, Inc.	NO	
		00000					Genworth Seguros de Credito a la Vivienda, S.A. de C.V.	MEX	IA	Genworth Holdings, Inc.	Ownership		Genworth Financial, Inc.	YES	
		00000					Genworth Servicios, S. de R.L. de C.V.	MEX	NIA	Genworth Financial International Holdings, LLC	Ownership		Genworth Financial, Inc.	NO	
		00000					Genworth Servicios, S. de R.L. de C.V.	MEX	NIA	Genworth Holdings, Inc.	Ownership		Genworth Financial, Inc.	YES	
		00000					Genworth (Shanghai) Health Consulting Services Company Limited	CHN	NIA	Genworth Financial Asia Limited	Ownership		Genworth Financial, Inc.	NO	
		00000	26-0070983				GFCM LLC	DE	DS	Genworth Life Insurance Company	Ownership		Genworth Financial, Inc.	NO	
		00000	26-3366147				GLIC Real Estate Holding, LLC	DE	DS	Genworth Life Insurance Company	Ownership		Genworth Financial, Inc.	NO	
		00000	74-3128556				GLICNY Real Estate Holding, LLC	DE	NIA	Genworth Life Insurance Company of New York	Ownership		Genworth Financial, Inc.	NO	
		00000	20-2528615				GNILAAC Real Estate Holding, LLC	DE	NIA	Genworth Life and Annuity Insurance Company	Ownership		Genworth Financial, Inc.	NO	

STATEMENT AS OF SEPTEMBER 30, 2024 OF THE ENACT FINANCIAL ASSURANCE CORPORATION

SCHEDULE Y

PART 1A - DETAIL OF INSURANCE HOLDING COMPANY SYSTEM

1	2	3	4	5	6	7	8	9	10	11	12	13	14	15	16
Group Code	Group Name	NAIC Company Code	ID Number	Federal RSSD	CIK	Name of Securities Exchange if Publicly Traded (U.S. or International)	Names of Parent, Subsidiaries Or Affiliates	Domiciliary Location	Relationship to Reporting Entity	Directly Controlled by (Name of Entity/Person)	Type of Control (Ownership, Board, Management, Attorney-in-Fact, Influence, Other)	If Control is Ownership Provide Percentage	Ultimate Controlling Entity(ies)/Person(s)	Is an SCA Filing Required? (Yes/No)	*
		00000	04-3193403				HGI Annuity Service Corporation	..DE.....NIA.....	Genworth North America Corporation	Ownership.....		Genworth Financial, Inc.NO.....	
		97144	54-1215126				Jamestown Assignment Company, Inc.	..VA.....NIA.....	Genworth Life and Annuity Insurance Company	Ownership.....		Genworth Financial, Inc.NO.....	
		00000	13-3627179				Mayflower Assignment Corporation	..NY.....NIA.....	Genworth Life Insurance Company of New York	Ownership.....		Genworth Financial, Inc.YES.....	
.4011	Genworth Financial, Inc.	00000	82-4894729				Monument Lane PCC, Inc.	..DC.....IA.....	Enact Mortgage Holdings, LLC	Ownership.....		Genworth Financial, Inc.NO.....	
.4011	Genworth Financial, Inc.	00000	82-4912153				Monument Lane IC 1, Inc.	..DC.....IA.....	Monument Lane PCC, Inc.	Ownership.....		Genworth Financial, Inc.NO.....	
.4011	Genworth Financial, Inc.	00000	82-4924650				Monument Lane IC 2, Inc.	..DC.....IA.....	Monument Lane PCC, Inc.	Ownership.....		Genworth Financial, Inc.NO.....	
		00000	36-3919178				Newco Properties, Inc.	..VA.....NIA.....	Genworth Life and Annuity Insurance Company	Ownership.....		Genworth Financial, Inc.YES.....	
.4011	Genworth Financial, Inc.	13569	26-3709693				River Lake Insurance Company VI	..DE.....IA.....	Genworth Life and Annuity Insurance Company	Ownership.....		Genworth Financial, Inc.NO.....	
.4011	Genworth Financial, Inc.	15139	46-0982336				River Lake Insurance Company X	..VT.....IA.....	Genworth Life and Annuity Insurance Company	Ownership.....		Genworth Financial, Inc.NO.....	
.4011	Genworth Financial, Inc.	11365	62-1819880				Sponsored Captive Re, Inc.	..NC.....IA.....	Enact Mortgage Holdings, LLC	Ownership.....		Genworth Financial, Inc.NO.....	
		00000	23-2571379				United Pacific Structured Settlement Company	..FL.....NIA.....	Genworth North America Corporation	Ownership.....		Genworth Financial, Inc.NO.....	

Asterisk	Explanation

Part 1 - Loss Experience

NONE

Part 2 - Direct Premiums Written

NONE

STATEMENT AS OF SEPTEMBER 30, 2024 OF THE ENACT FINANCIAL ASSURANCE CORPORATION

PART 3 (\$000 OMITTED)

LOSS AND LOSS ADJUSTMENT EXPENSE RESERVES SCHEDULE

	1	2	3	4	5	6	7	8	9	10	11	12	13	
Years in Which Losses Occurred	Prior Year-End Known Case Loss and LAE Reserves	Prior Year-End IBNR Loss and LAE Reserves	Total Prior Year-End Loss and LAE Reserves (Cols. 1+2)	2024 Loss and LAE Payments on Claims Reported as of Prior Year-End	2024 Loss and LAE Payments on Claims Unreported as of Prior Year-End	Total 2024 Loss and LAE Payments (Cols. 4+5)	Q.S. Date Known Case Loss and LAE Reserves on Claims Reported and Open as of Prior Year End	Q.S. Date Known Case Loss and LAE Reserves on Claims Reported or Reopened Subsequent to Prior Year End	Q.S. Date IBNR Loss and LAE Reserves	Total Q.S. Loss and LAE Reserves (Cols.7+8+9)	Prior Year-End Known Case Loss and LAE Reserves Developed (Savings)/ Deficiency (Cols.4+7 minus Col. 1)	Prior Year-End IBNR Loss and LAE Reserves Developed (Savings)/ Deficiency (Cols. 5+8+9 minus Col. 2)	Prior Year-End Total Loss and LAE Reserve Developed (Savings)/ Deficiency (Cols. 11+12)	
1. 2021 + Prior	0	0	0			0				0	0	0	0	
2. 2022	0	0	0			0				0	0	0	0	
3. Subtotals 2022 + Prior	0	0	0	0	0	0	0	0	0	0	0	0	0	
4. 2023	0	0	0			0				0	0	0	0	
5. Subtotals 2023 + Prior	0	0	0	0	0	0	0	0	0	0	0	0	0	
6. 2024	XXX	XXX	XXX	XXX		0	XXX			0	XXX	XXX	XXX	
7. Totals	0	0	0	0	0	0	0	0	0	0	0	0	0	
8. Prior Year-End Surplus As Regards Policyholders	10,207											Col. 11, Line 7 As % of Col. 1 Line 7	Col. 12, Line 7 As % of Col. 2 Line 7	Col. 13, Line 7 As % of Col. 3 Line 7
												1. 0.0	2. 0.0	3. 0.0
												Col. 13, Line 7 As a % of Col. 1 Line 8		
												4. 0.0		

STATEMENT AS OF SEPTEMBER 30, 2024 OF THE ENACT FINANCIAL ASSURANCE CORPORATION

SUPPLEMENTAL EXHIBITS AND SCHEDULES INTERROGATORIES

The following supplemental reports are required to be filed as part of your statement filing. However, in the event that your company does not transact the type of business for which the special report must be filed, your response of NO to the specific interrogatory will be accepted in lieu of filing a "NONE" report and a bar code will be printed below. If the supplement is required of your company but is not being filed for whatever reason enter SEE EXPLANATION and provide an explanation following the interrogatory questions.


	Response
1. Will the Trusteed Surplus Statement be filed with the state of domicile and the NAIC with this statement?	NO
2. Will Supplement A to Schedule T (Medical Professional Liability Supplement) be filed with this statement?	NO
3. Will the Medicare Part D Coverage Supplement be filed with the state of domicile and the NAIC with this statement?	NO
4. Will the Director and Officer Insurance Coverage Supplement be filed with the state of domicile and the NAIC with this statement?	NO
AUGUST FILING	
5. Will the regulator-only (non-public) Communication of Internal Control Related Matters Noted in Audit be filed with the state of domicile and electronically with the NAIC (as a regulator-only non-public document) by August 1? The response for 1st and 3rd quarters should be N/A. A NO response resulting with a bar code is only appropriate in the 2nd quarter.	N/A

Explanations:

1. The data for this supplement is not required to be filed.
2. The data for this supplement is not required to be filed.
3. The data for this supplement is not required to be filed.
4. The data for this supplement is not required to be filed.

Bar Codes:

1. Trusteed Surplus Statement [Document Identifier 490]
2. Supplement A to Schedule T [Document Identifier 455]
3. Medicare Part D Coverage Supplement [Document Identifier 365]
4. Director and Officer Supplement [Document Identifier 505]



STATEMENT AS OF SEPTEMBER 30, 2024 OF THE ENACT FINANCIAL ASSURANCE CORPORATION

SCHEDULE A - VERIFICATION

Real Estate

	1 Year to Date	2 Prior Year Ended December 31
1. Book/adjusted carrying value, December 31 of prior year		
2. Cost of acquired:		
2.1 Actual cost at time of acquisition		
2.2 Additional investment made after acquisition		
3. Current year change in encumbrances		
4. Total gain (loss) on disposals		
5. Deduct amounts received on disposals		
6. Total foreign exchange change in book/adjusted carrying value		
7. Deduct current year's other than temporary impairment recognized		
8. Deduct current year's depreciation		
9. Book/adjusted carrying value at the end of current period (Lines 1+2+3+4-5+6-7-8)		
10. Deduct total nonadmitted amounts		
11. Statement value at end of current period (Line 9 minus Line 10)		

NONE

SCHEDULE B - VERIFICATION

Mortgage Loans

	1 Year to Date	2 Prior Year Ended December 31
1. Book value/recorded investment excluding accrued interest, December 31 of prior year		
2. Cost of acquired:		
2.1 Actual cost at time of acquisition		
2.2 Additional investment made after acquisition		
3. Capitalized deferred interest and other		
4. Accrual of discount		
5. Unrealized valuation increase/(decrease)		
6. Total gain (loss) on disposals		
7. Deduct amounts received on disposals		
8. Deduct amortization of premium and mortgage interest paid and commitment fees		
9. Total foreign exchange change in book value/recorded investment excluding accrued interest		
10. Deduct current year's other than temporary impairment recognized		
11. Book value/recorded investment excluding accrued interest at end of current period (Lines 1+2+3+4+5+6-7-8+9-10)		
12. Total valuation allowance		
13. Subtotal (Line 11 plus Line 12)		
14. Deduct total nonadmitted amounts		
15. Statement value at end of current period (Line 13 minus Line 14)		

NONE

SCHEDULE BA - VERIFICATION

Other Long-Term Invested Assets

	1 Year to Date	2 Prior Year Ended December 31
1. Book/adjusted carrying value, December 31 of prior year		
2. Cost of acquired:		
2.1 Actual cost at time of acquisition		
2.2 Additional investment made after acquisition		
3. Capitalized deferred interest and other		
4. Accrual of discount		
5. Unrealized valuation increase/(decrease)		
6. Total gain (loss) on disposals		
7. Deduct amounts received on disposals		
8. Deduct amortization of premium and depreciation		
9. Total foreign exchange change in book/adjusted carrying value		
10. Deduct current year's other than temporary impairment recognized		
11. Book/adjusted carrying value at end of current period (Lines 1+2+3+4+5+6-7-8+9-10)		
12. Deduct total nonadmitted amounts		
13. Statement value at end of current period (Line 11 minus Line 12)		

NONE

SCHEDULE D - VERIFICATION

Bonds and Stocks

	1 Year to Date	2 Prior Year Ended December 31
1. Book/adjusted carrying value of bonds and stocks, December 31 of prior year	8,303,951	8,215,295
2. Cost of bonds and stocks acquired	591,240	690,336
3. Accrual of discount	16,921	17,826
4. Unrealized valuation increase/(decrease)	0	
5. Total gain (loss) on disposals	0	
6. Deduct consideration for bonds and stocks disposed of	709,465	618,709
7. Deduct amortization of premium	608	797
8. Total foreign exchange change in book/adjusted carrying value	0	
9. Deduct current year's other than temporary impairment recognized	0	
10. Total investment income recognized as a result of prepayment penalties and/or acceleration fees	0	
11. Book/adjusted carrying value at end of current period (Lines 1+2+3+4+5-6-7+8-9+10)	8,202,039	8,303,951
12. Deduct total nonadmitted amounts	0	0
13. Statement value at end of current period (Line 11 minus Line 12)	8,202,039	8,303,951

STATEMENT AS OF SEPTEMBER 30, 2024 OF THE ENACT FINANCIAL ASSURANCE CORPORATION

SCHEDULE D - PART 1B

Showing the Acquisitions, Dispositions and Non-Trading Activity
During the Current Quarter for all Bonds and Preferred Stock by NAIC Designation

NAIC Designation	1 Book/Adjusted Carrying Value Beginning of Current Quarter	2 Acquisitions During Current Quarter	3 Dispositions During Current Quarter	4 Non-Trading Activity During Current Quarter	5 Book/Adjusted Carrying Value End of First Quarter	6 Book/Adjusted Carrying Value End of Second Quarter	7 Book/Adjusted Carrying Value End of Third Quarter	8 Book/Adjusted Carrying Value December 31 Prior Year
BONDS								
1. NAIC 1 (a)	7,254,255	591,240	500,000	6,893	7,259,014	7,254,255	7,352,388	7,704,331
2. NAIC 2 (a)	849,628	0	0	23	849,606	849,628	849,651	599,620
3. NAIC 3 (a)	0	0	0	0	0	0	0	0
4. NAIC 4 (a)	0	0	0	0	0	0	0	0
5. NAIC 5 (a)	0	0	0	0	0	0	0	0
6. NAIC 6 (a)	0	0	0	0	0	0	0	0
7. Total Bonds	8,103,883	591,240	500,000	6,916	8,108,620	8,103,883	8,202,039	8,303,951
PREFERRED STOCK								
8. NAIC 1	0	0	0	0	0	0	0	0
9. NAIC 2	0	0	0	0	0	0	0	0
10. NAIC 3	0	0	0	0	0	0	0	0
11. NAIC 4	0	0	0	0	0	0	0	0
12. NAIC 5	0	0	0	0	0	0	0	0
13. NAIC 6	0	0	0	0	0	0	0	0
14. Total Preferred Stock	0	0	0	0	0	0	0	0
15. Total Bonds and Preferred Stock	8,103,883	591,240	500,000	6,916	8,108,620	8,103,883	8,202,039	8,303,951

(a) Book/Adjusted Carrying Value column for the end of the current reporting period includes the following amount of short-term and cash equivalent bonds by NAIC designation:

NAIC 1 \$0 ; NAIC 2 \$0 ; NAIC 3 \$0 NAIC 4 \$0 ; NAIC 5 \$0 ; NAIC 6 \$0

Schedule DA - Part 1 - Short-Term Investments

N O N E

Schedule DA - Verification - Short-Term Investments

N O N E

Schedule DB - Part A - Verification - Options, Caps, Floors, Collars, Swaps and Forwards

N O N E

Schedule DB - Part B - Verification - Futures Contracts

N O N E

Schedule DB - Part C - Section 1 - Replication (Synthetic Asset) Transactions (RSATs) Open

N O N E

Schedule DB-Part C-Section 2-Reconciliation of Replication (Synthetic Asset) Transactions Open

N O N E

Schedule DB - Verification - Book/Adjusted Carrying Value, Fair Value and Potential Exposure of
Derivatives

N O N E

SCHEDULE E - PART 2 - VERIFICATION

(Cash Equivalents)

	1	2
	Year To Date	Prior Year Ended December 31
1. Book/adjusted carrying value, December 31 of prior year	1,846,500	1,086,500
2. Cost of cash equivalents acquired	840,000	1,175,000
3. Accrual of discount	0	0
4. Unrealized valuation increase/(decrease)	0	0
5. Total gain (loss) on disposals	0	0
6. Deduct consideration received on disposals	645,000	415,000
7. Deduct amortization of premium	0	0
8. Total foreign exchange change in book/adjusted carrying value	0	0
9. Deduct current year's other than temporary impairment recognized	0	0
10. Book/adjusted carrying value at end of current period (Lines 1+2+3+4+5-6-7+8-9)	2,041,500	1,846,500
11. Deduct total nonadmitted amounts	0	0
12. Statement value at end of current period (Line 10 minus Line 11)	2,041,500	1,846,500

Schedule A - Part 2 - Real Estate Acquired and Additions Made

N O N E

Schedule A - Part 3 - Real Estate Disposed

N O N E

Schedule B - Part 2 - Mortgage Loans Acquired and Additions Made

N O N E

Schedule B - Part 3 - Mortgage Loans Disposed, Transferred or Repaid

N O N E

Schedule BA - Part 2 - Other Long-Term Invested Assets Acquired and Additions Made

N O N E

Schedule BA - Part 3 - Other Long-Term Invested Assets Disposed, Transferred or Repaid

N O N E

STATEMENT AS OF SEPTEMBER 30, 2024 OF THE ENACT FINANCIAL ASSURANCE CORPORATION

SCHEDULE D - PART 3

Show All Long-Term Bonds and Stock Acquired During the Current Quarter

1 CUSIP Identification	2 Description	3 Foreign	4 Date Acquired	5 Name of Vendor	6 Number of Shares of Stock	7 Actual Cost	8 Par Value	9 Paid for Accrued Interest and Dividends	10 NAIC Designation, NAIC Designation Modifier and SVO Admini- strative Symbol
912828-4V-9	US TREASURY Due 8/15/2028 FA15 TREASURY NOTE 2 7/8%		07/02/2024	J.P. MORGAN SECURITIES INC		591,240	630,000	6,867	1.A
0109999999. Subtotal - Bonds - U.S. Governments						591,240	630,000	6,867	XXX
2509999997. Total - Bonds - Part 3						591,240	630,000	6,867	XXX
2509999998. Total - Bonds - Part 5						XXX	XXX	XXX	XXX
2509999999. Total - Bonds						591,240	630,000	6,867	XXX
4509999997. Total - Preferred Stocks - Part 3						0	XXX	0	XXX
4509999998. Total - Preferred Stocks - Part 5						XXX	XXX	XXX	XXX
4509999999. Total - Preferred Stocks						0	XXX	0	XXX
5989999997. Total - Common Stocks - Part 3						0	XXX	0	XXX
5989999998. Total - Common Stocks - Part 5						XXX	XXX	XXX	XXX
5989999999. Total - Common Stocks						0	XXX	0	XXX
5999999999. Total - Preferred and Common Stocks						0	XXX	0	XXX
6009999999 - Totals						591,240	XXX	6,867	XXX

E04

STATEMENT AS OF SEPTEMBER 30, 2024 OF THE ENACT FINANCIAL ASSURANCE CORPORATION

SCHEDULE D - PART 4

Show All Long-Term Bonds and Stock Sold, Redeemed or Otherwise Disposed of During the Current Quarter

1	2	3	4	5	6	7	8	9	10	Change In Book/Adjusted Carrying Value					16	17	18	19	20	21	22	
										11	12	13	14	15								
CUSIP Identification	Description	For-foreign	Disposal Date	Name of Purchaser	Number of Shares of Stock	Consideration	Par Value	Actual Cost	Prior Year Book/Adjusted Carrying Value	Unrealized Valuation Increase/(Decrease)	Current Year's (Amortization)/Accretion	Other Than Temporary Impairment Recognized	Total Change in Book/Adjusted Carrying Value (11 + 12 - 13)	Total Foreign Exchange Change in Book /Adjusted Carrying Value	Book/Adjusted Carrying Value at Disposal Date	Foreign Exchange Gain (Loss) on Disposal	Realized Gain (Loss) on Disposal	Total Gain (Loss) on Disposal	Bond Interest/Stock Dividends Received During Year	Stated Contractual Maturity Date	NAIC Designation, NAIC Designation Modifier and SVO Administrative Symbol	
..912828-05-6	US TREASURY TREASURY NOTE 2.375% 08/15/24		08/15/2024	Maturity		500,000	500,000	498,672	499,845	0	155	0	155	0	500,000	0	0	0	11,875	08/15/2024	1.A	
0109999999	Subtotal - Bonds - U.S. Governments					500,000	500,000	498,672	499,845	0	155	0	155	0	500,000	0	0	0	11,875	XXX	XXX	
2509999997	Total - Bonds - Part 4					500,000	500,000	498,672	499,845	0	155	0	155	0	500,000	0	0	0	11,875	XXX	XXX	
2509999998	Total - Bonds - Part 5					XXX	XXX	XXX	XXX	XXX	XXX	XXX	XXX	XXX	XXX	XXX	XXX	XXX	XXX	XXX	XXX	XXX
2509999999	Total - Bonds					500,000	500,000	498,672	499,845	0	155	0	155	0	500,000	0	0	0	11,875	XXX	XXX	
4509999997	Total - Preferred Stocks - Part 4					0	XXX	0	0	0	0	0	0	0	0	0	0	0	0	XXX	XXX	
4509999998	Total - Preferred Stocks - Part 5					XXX	XXX	XXX	XXX	XXX	XXX	XXX	XXX	XXX	XXX	XXX	XXX	XXX	XXX	XXX	XXX	XXX
4509999999	Total - Preferred Stocks					0	XXX	0	0	0	0	0	0	0	0	0	0	0	0	XXX	XXX	
5989999997	Total - Common Stocks - Part 4					0	XXX	0	0	0	0	0	0	0	0	0	0	0	0	XXX	XXX	
5989999998	Total - Common Stocks - Part 5					XXX	XXX	XXX	XXX	XXX	XXX	XXX	XXX	XXX	XXX	XXX	XXX	XXX	XXX	XXX	XXX	XXX
5989999999	Total - Common Stocks					0	XXX	0	0	0	0	0	0	0	0	0	0	0	0	XXX	XXX	
5999999999	Total - Preferred and Common Stocks					0	XXX	0	0	0	0	0	0	0	0	0	0	0	0	XXX	XXX	
6009999999	Totals					500,000	XXX	498,672	499,845	0	155	0	155	0	500,000	0	0	0	11,875	XXX	XXX	

E05

Schedule DB - Part A - Section 1 - Options, Caps, Floors, Collars, Swaps and Forwards Open

N O N E

Schedule DB - Part B - Section 1 - Futures Contracts Open

N O N E

Schedule DB - Part B - Section 1B - Brokers with whom cash deposits have been made

N O N E

Schedule DB - Part D - Section 1 - Counterparty Exposure for Derivative Instruments Open

N O N E

Schedule DB - Part D-Section 2 - Collateral for Derivative Instruments Open - Pledged By

N O N E

Schedule DB - Part D-Section 2 - Collateral for Derivative Instruments Open - Pledged To

N O N E

Schedule DB - Part E - Derivatives Hedging Variable Annuity Guarantees

N O N E

Schedule DL - Part 1 - Reinvested Collateral Assets Owned

N O N E

Schedule DL - Part 2 - Reinvested Collateral Assets Owned

N O N E

STATEMENT AS OF SEPTEMBER 30, 2024 OF THE ENACT FINANCIAL ASSURANCE CORPORATION

SCHEDULE E - PART 2 - CASH EQUIVALENTS

Show Investments Owned End of Current Quarter

1 CUSIP	2 Description	3 Code	4 Date Acquired	5 Rate of Interest	6 Maturity Date	7 Book/Adjusted Carrying Value	8 Amount of Interest Due and Accrued	9 Amount Received During Year
0109999999	Total - U.S. Government Bonds					0	0	0
0309999999	Total - All Other Government Bonds					0	0	0
0509999999	Total - U.S. States, Territories and Possessions Bonds					0	0	0
0709999999	Total - U.S. Political Subdivisions Bonds					0	0	0
0909999999	Total - U.S. Special Revenues Bonds					0	0	0
1109999999	Total - Industrial and Miscellaneous (Unaffiliated) Bonds					0	0	0
1309999999	Total - Hybrid Securities					0	0	0
1509999999	Total - Parent, Subsidiaries and Affiliates Bonds					0	0	0
1909999999	Subtotal - Unaffiliated Bank Loans					0	0	0
2419999999	Total - Issuer Obligations					0	0	0
2429999999	Total - Residential Mortgage-Backed Securities					0	0	0
2439999999	Total - Commercial Mortgage-Backed Securities					0	0	0
2449999999	Total - Other Loan-Backed and Structured Securities					0	0	0
2459999999	Total - SVO Identified Funds					0	0	0
2469999999	Total - Affiliated Bank Loans					0	0	0
2479999999	Total - Unaffiliated Bank Loans					0	0	0
2509999999	Total Bonds					0	0	0
09248U-71-8	BLACKROCK LIQUIDITY:TEMPFUND I		02/28/2023	0.000		271,000	0	10,606
316175-50-4	FIDELITY INSTIT TREASURY I GLAIC 140135		04/08/2020	0.000		290,500	0	11,362
4812C2-73-4	JPMORGAN US TREAS PLUS MMFINS		08/15/2024	0.000		280,000	0	1,758
60934N-50-0	FEDERATEDGOVT OBLIG FUNDINST		01/03/2024	0.000		280,000	0	10,767
61747C-58-2	MORGAN STANLEY TRY INSTL #8304		08/15/2024	0.000		250,000	0	1,643
825252-40-6	AIM STIT TREASURYCASH MGMT		01/04/2023	0.000		140,000	0	1,247
857492-55-7	STATE STREET INSTITUTIONAL TRE		03/07/2024	0.000		280,000	0	7,185
90262Y-80-2	UBS MONEY SER - UBS SELECT PRI		02/03/2023	0.000		250,000	0	9,789
8209999999	Subtotal - Exempt Money Market Mutual Funds - as Identified by the SVO					2,041,500	0	54,357
8609999999	Total Cash Equivalents					2,041,500	0	54,357

E 14